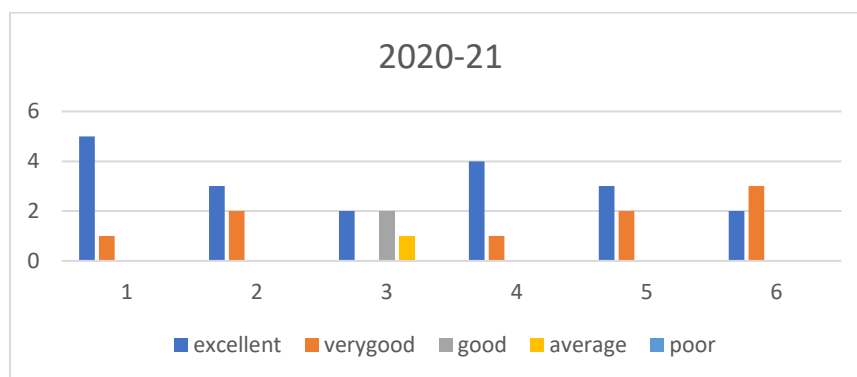


## **STAFF FEEDBACK ON CURRICULAM – 2020 - 21**

### **B.Sc. Courses**

#### **B.Sc. Maths, Stats, Computer Science**

Q.No	Excellent	Very Good	Good	Average	Poor
1	5	1	0	0	0
2	3	2	0	0	0
3	2	0	2	1	0
4	4	1	0	0	0
5	3	2	0	0	0
6	2	3	0	0	0



#### **B.Sc. Computer Science & Engineering**

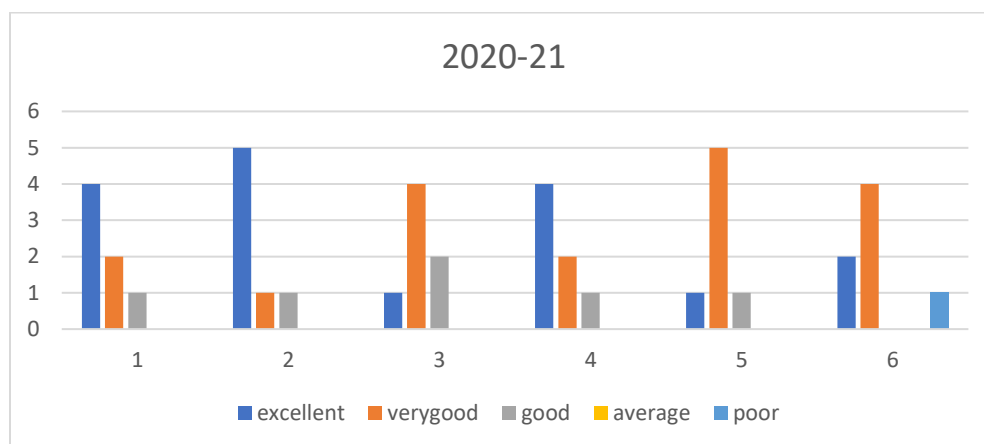
Q.No	Excellent	Very Good	Good	Average	Poor
1	3	2	0	0	0
2	4	1	0	0	0
3	4	1	0	0	0
4	3	2	0	0	0
5	3	2	0	0	0
6	2	3	0	0	0



## STAFF FEEDBACK ON CURRICULAM – 2020 - 21

### B.Sc. Computer Systems & Engineering

Q.No	Excellent	Very Good	Good	Average	Poor
1	4	2	1	0	0
2	5	1	1	0	0
3	1	4	2	0	0
4	4	2	1	0	0
5	1	5	1	0	0
6	2	4	0	0	1



### B.Sc. Computer Data Science

Q.No	Excellent	Very Good	Good	Average	Poor
1	2	2	1	0	0
2	4	0	1	0	0
3	2	2	1	0	0
4	3	1	1	0	0
5	3	1	1	0	0
6	0	3	2	0	0



## STAFF FEEDBACK ON CURRICULAM – 2020 - 21

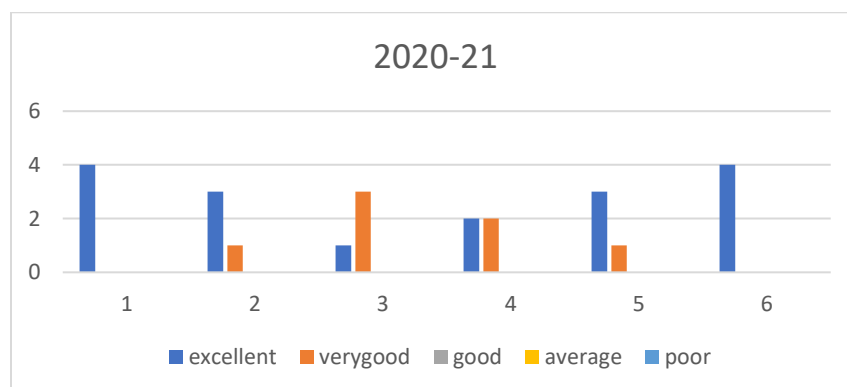
### **B.Sc. Multimedia & Animation**

Q.No	Excellent	Very Good	Good	Average	Poor
1	1	0	3	0	0
2	0	3	1	0	0
3	0	1	3	0	0
4	0	3	1	0	0
5	0	2	2	0	0
6	0	2	1	1	0



### **B.Sc. Biotechnology**

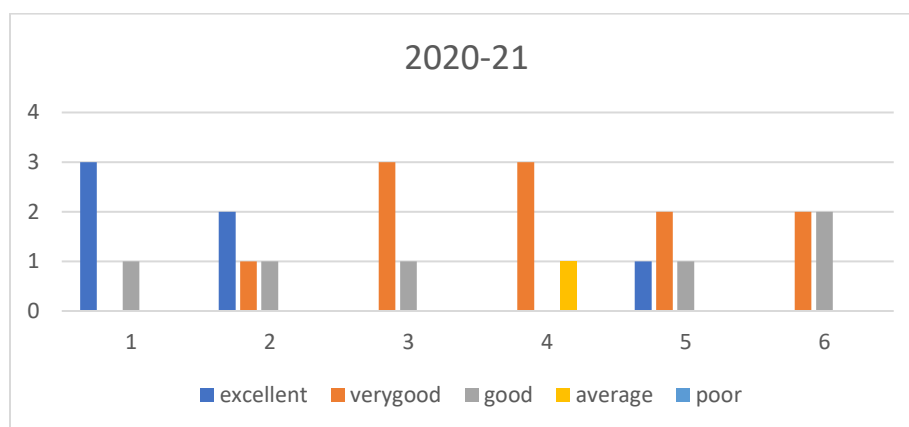
Q.No	Excellent	Very Good	Good	Average	Poor
1	4	0	0	0	0
2	3	1	0	0	0
3	1	3	0	0	0
4	2	2	0	0	0
5	3	1	0	0	0
6	4	0	0	0	0



## STAFF FEEDBACK ON CURRICULAM – 2020 - 21

### B.Sc. Food Technology

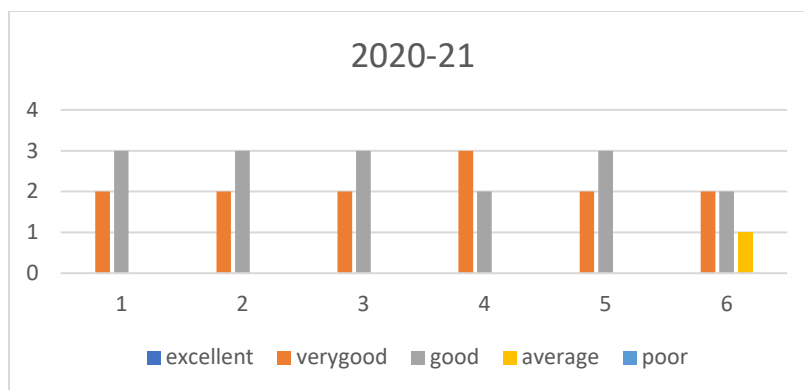
Q.No	Excellent	Very Good	Good	Average	Poor
1	3	0	1	0	0
2	2	1	1	0	0
3	0	3	1	0	0
4	0	3	0	1	0
5	1	2	1	0	0
6	0	2	2	0	0



### B.Sc. Food Science, Nutrition & Dietetics

Q.No	Excellent	Very Good	Good	Average	Poor
1	0	2	3	0	0
2	0	2	3	0	0
3	0	2	3	0	0
4	0	3	2	0	0
5	0	2	3	0	0
6	0	2	2	1	0

## STAFF FEEDBACK ON CURRICULAM – 2020 - 21



### **B.Sc. Agriculture Science & Rural Development**

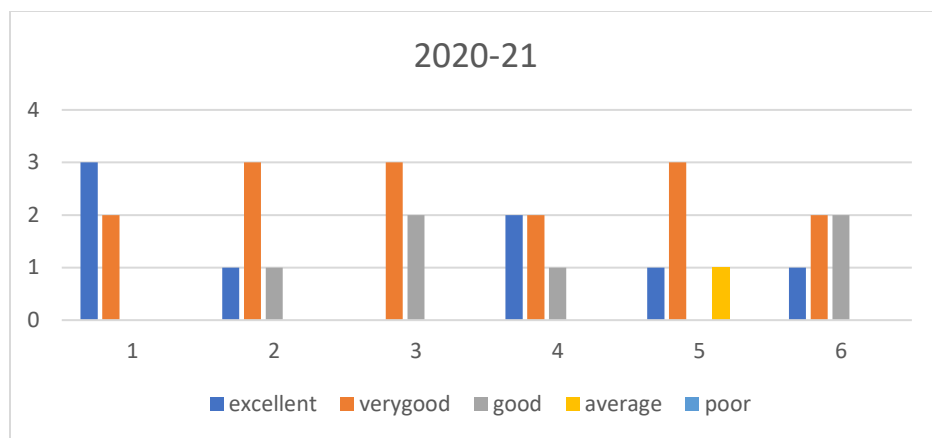
Q.No	Excellent	Very Good	Good	Average	Poor
1	3	2	0	0	0
2	4	1	0	0	0
3	2	2	1	0	0
4	2	3	0	0	0
5	2	2	0	0	1
6	1	3	1	0	0



### **B.Sc. Electronics & Communication Technology**

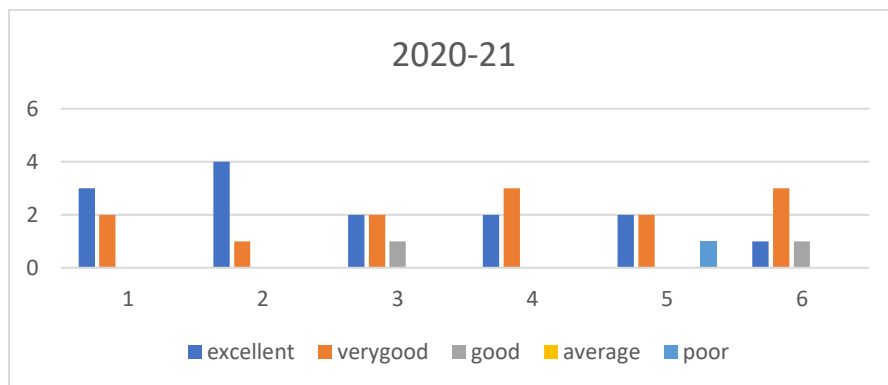
Q.No	Excellent	Very Good	Good	Average	Poor
1	3	2	0	0	0
2	1	3	1	0	0
3	0	3	2	0	0
4	2	2	1	0	0
5	1	3	0	1	0
6	1	2	2	0	0

## STAFF FEEDBACK ON CURRICULAM – 2020 - 21



### B.Sc. Chemical Technology

Q.No	Excellent	Very Good	Good	Average	Poor
1	3	2	0	0	0
2	4	1	0	0	0
3	2	2	1	0	0
4	2	3	0	0	0
5	2	2	0	0	1
6	1	3	1	0	0

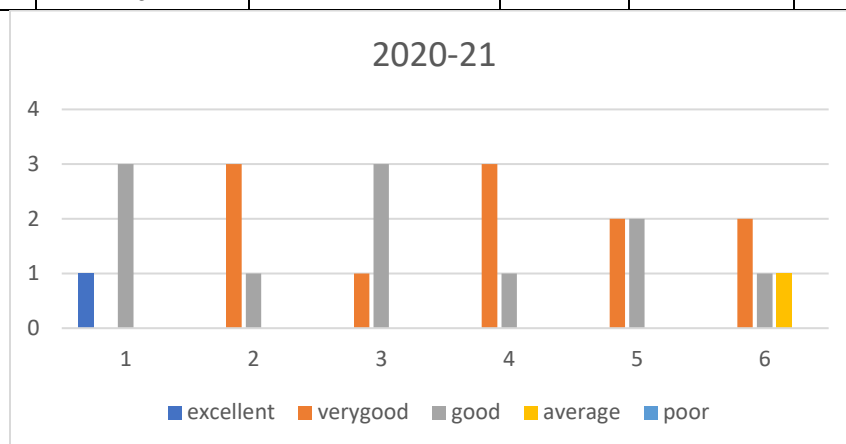


## STAFF FEEDBACK ON CURRICULAM – 2020 - 21

### B.A. Courses

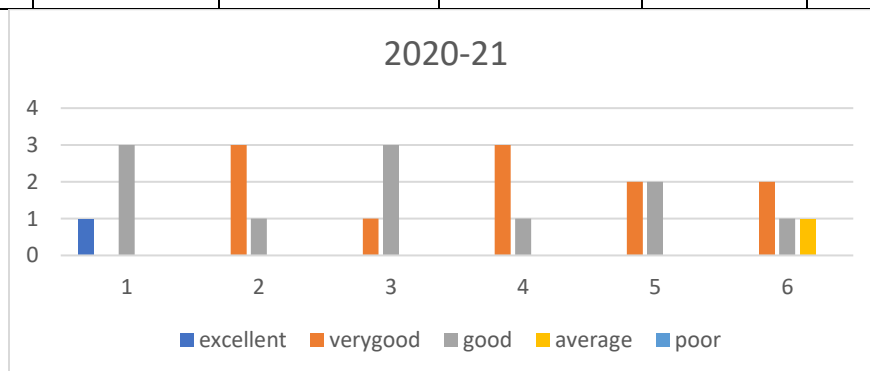
#### B.A. Psychology, English & Journalism

Q.No	Excellent	Very Good	Good	Average	Poor
1	1	0	3	0	0
2	0	2	2	0	0
3	0	1	3	0	0
4	0	3	1	0	0
5	0	2	2	0	0
6	0	2	1	1	0



#### B.A. Mass Communication

Q.No	Excellent	Very Good	Good	Average	Poor
1	1	0	3	0	0
2	0	3	1	0	0
3	0	1	3	0	0
4	0	3	1	0	0
5	0	2	2	0	0
6	0	2	1	1	0

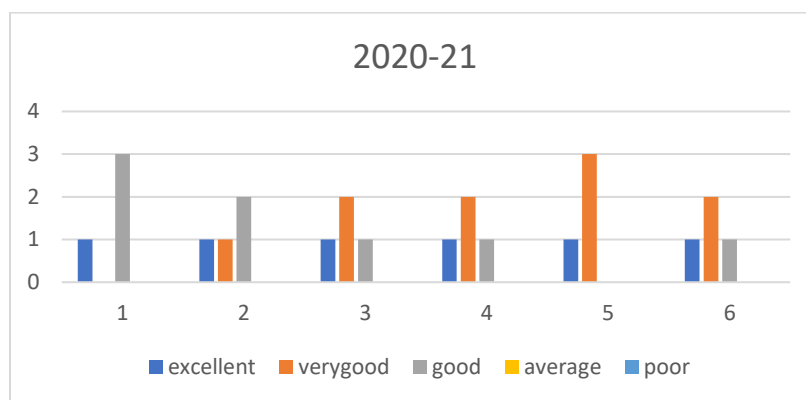


## STAFF FEEDBACK ON CURRICULAM – 2020 - 21

### BBA & Commerce Courses

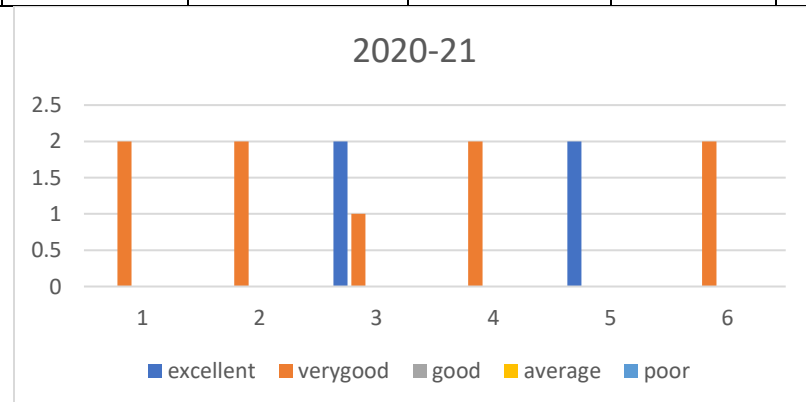
#### B.Com. Honours

Q.No	Excellent	Very Good	Good	Average	Poor
1	1	0	3	0	0
2	1	1	2	0	0
3	1	2	1	0	0
4	1	2	1	0	0
5	1	3	0	0	0
6	1	2	1	0	0



#### B.Com. Business Studies

Q.No	Excellent	Very Good	Good	Average	Poor
1	0	2	0	0	0
2	0	2	0	0	0
3	2	1	0	0	0
4	0	2	0	0	0
5	2	0	0	0	0
6	0	2	0	0	0





## STAFF FEEDBACK ON CURRICULAM – 2020 - 21

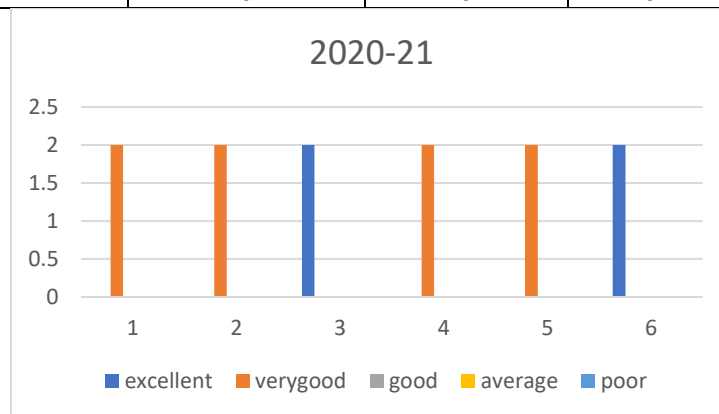
### Batchelor of Business Administration

Q.No	Excellent	Very Good	Good	Average	Poor
1	2	2	0	0	0
2	2	0	2	0	0
3	0	1	3	0	0
4	1	2	1	0	0
5	2	1	1	0	0
6	1	1	2	0	0



### B.Com. Marketing

Q.No	Excellent	Very Good	Good	Average	Poor
1	0	2	0	0	0
2	0	2	0	0	0
3	2	0	0	0	0
4	0	2	0	0	0
5	0	2	0	0	0
6	2	0	0	0	0



### B.Com. International Accounting & Finance

Q.No	Excellent	Very Good	Good	Average	Poor
------	-----------	-----------	------	---------	------

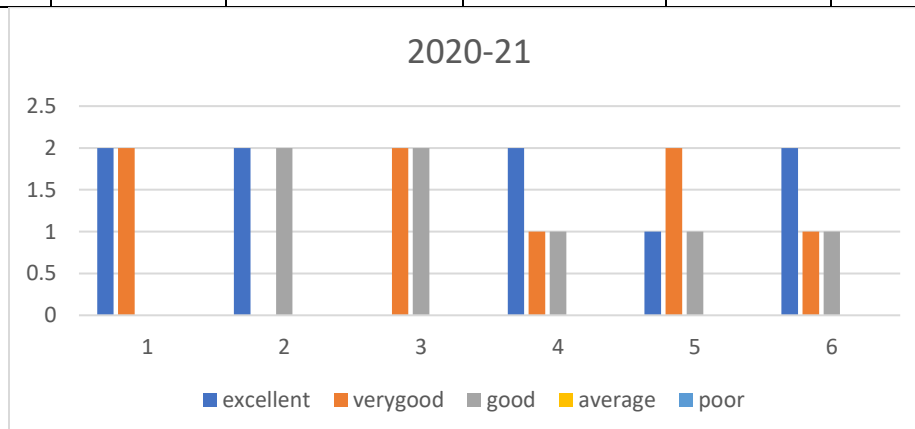
### STAFF FEEDBACK ON CURRICULAM – 2020 - 21

1	1	2	1	0	0
2	0	4	0	0	0
3	2	0	1	1	0
4	1	2	1	0	0
5	1	3	0	0	0
6	2	0	2	0	0



#### **B.Com. Computers**

Q.No	Excellent	Very Good	Good	Average	Poor
1	2	2	0	0	0
2	2	0	2	0	0
3	0	2	2	0	0
4	2	1	1	0	0
5	1	2	1	0	0
6	2	1	1	0	0

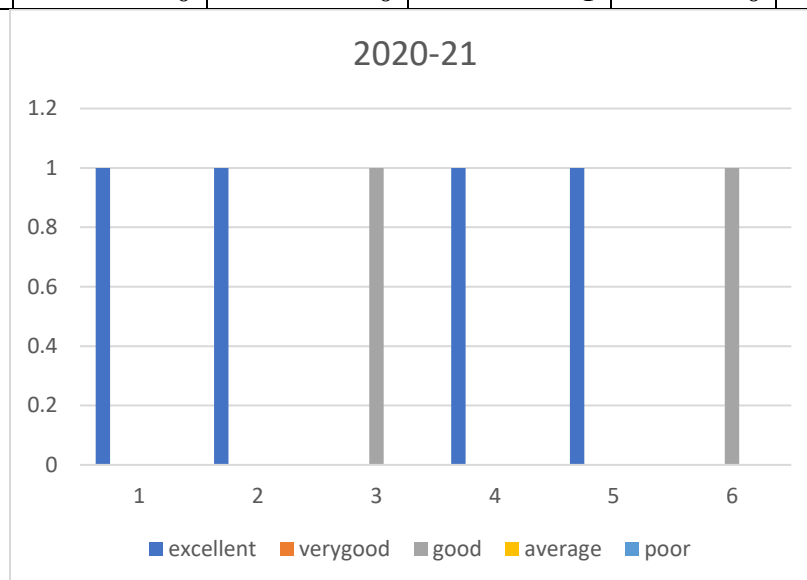


#### **B.Com. Strategic Finance**

Q.No	excellent	verygood	good	average	poor
------	-----------	----------	------	---------	------

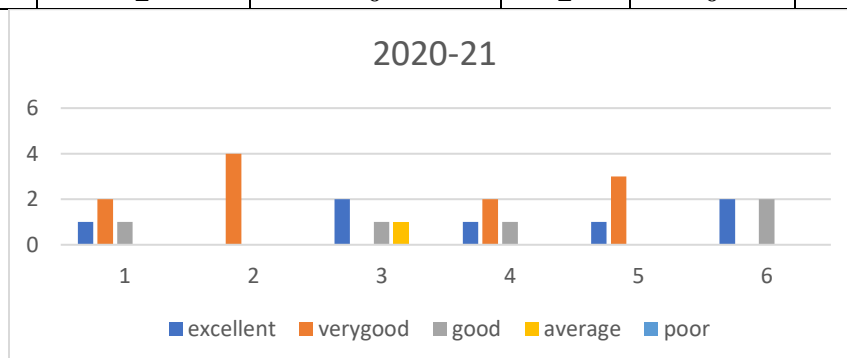
### **STAFF FEEDBACK ON CURRICULAM – 2020 - 21**

1	1	0	0	0	0
2	1	0	0	0	0
3	0	0	1	0	0
4	1	0	0	0	0
5	1	0	0	0	0
6	0	0	1	0	0



#### **B.Com. Business Process Management**

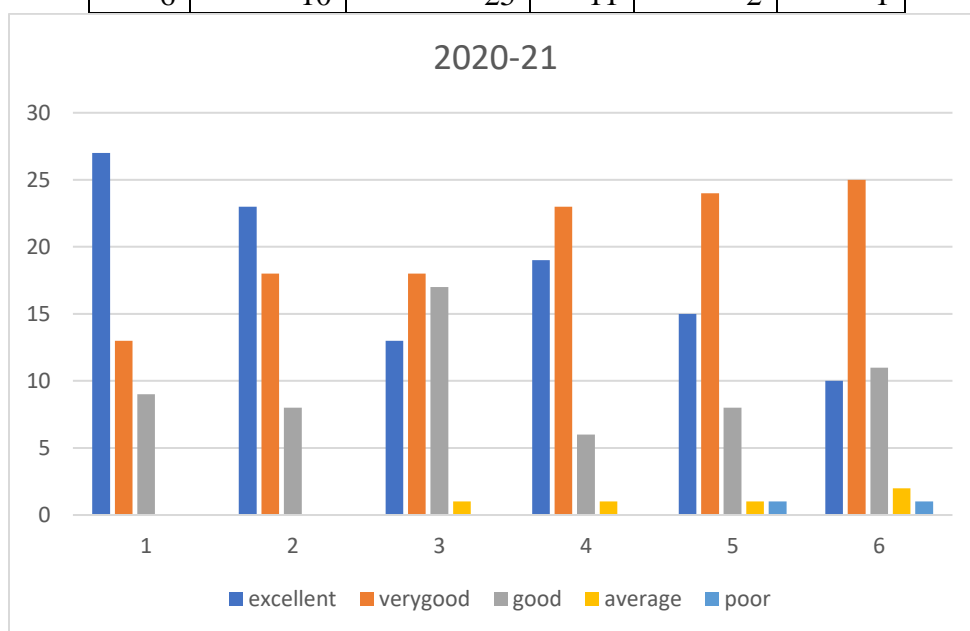
Q.No	Excellent	Very Good	Good	Average	Poor
1	1	2	1	0	0
2	0	4	0	0	0
3	2	0	1	1	0
4	1	2	1	0	0
5	1	3	0	0	0
6	2	0	2	0	0



### **OVERALL SCIENCE & ARTS**

### **STAFF FEEDBACK ON CURRICULAM – 2020 - 21**

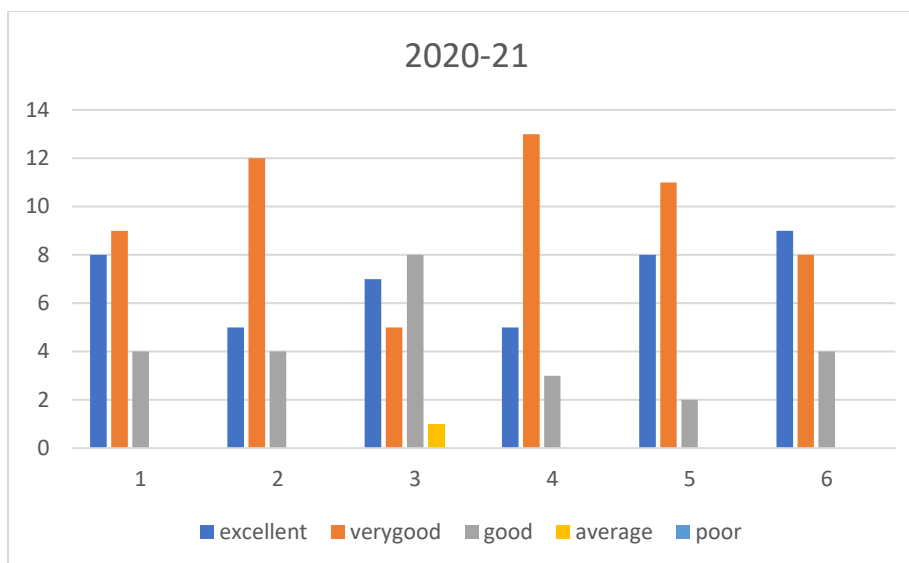
Q.No	Excellent	Very Good	Good	Average	Poor
1	27	13	9	0	0
2	23	18	8	0	0
3	13	18	17	1	0
4	19	23	6	1	0
5	15	24	8	1	1
6	10	25	11	2	1



### **OVERALL COMMERCE**

Q.No	Excellent	Very Good	Good	Average	Poor
1	8	9	4	0	0
2	5	12	4	0	0
3	7	5	8	1	0
4	5	13	3	0	0
5	8	11	2	0	0
6	9	8	4	0	0

## **STAFF FEEDBACK ON CURRICULAM – 2020 - 21**



### **OVERALL POST GRADUATE**

Q.No	Excellent	Very Good	Good	Average	Poor
1	2	9	1	0	0
2	2	7	3	0	0
3	0	7	4	0	1
4	3	8	1	0	0
5	1	8	3	0	0
6	1	3	5	3	0

